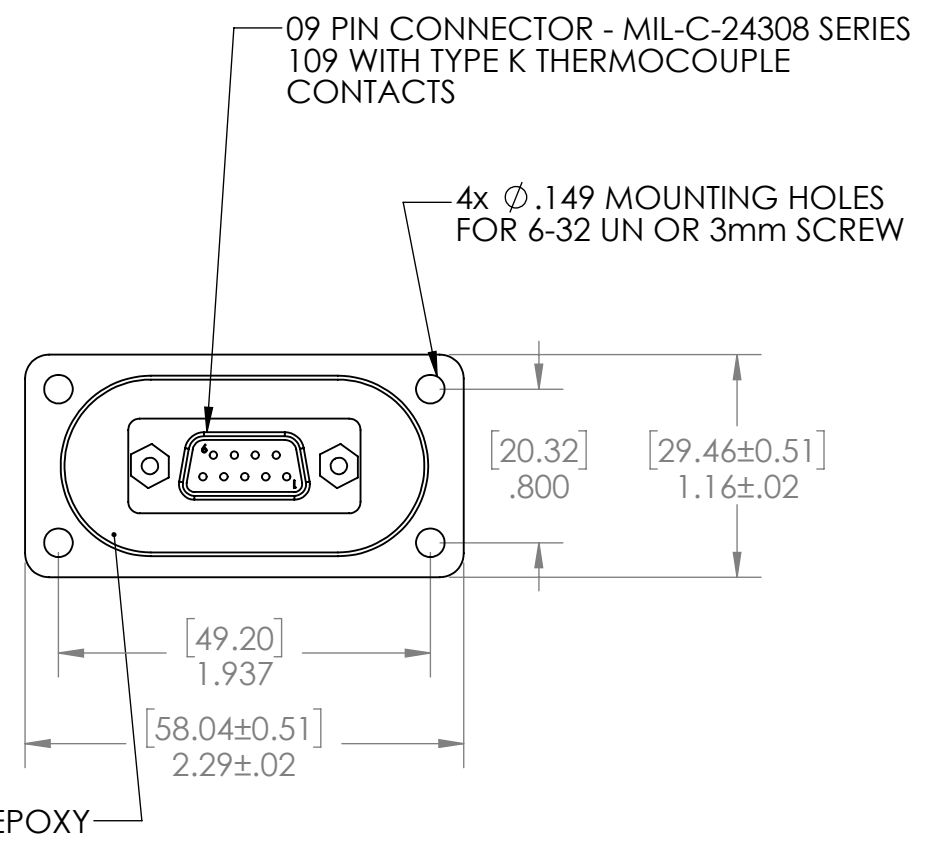
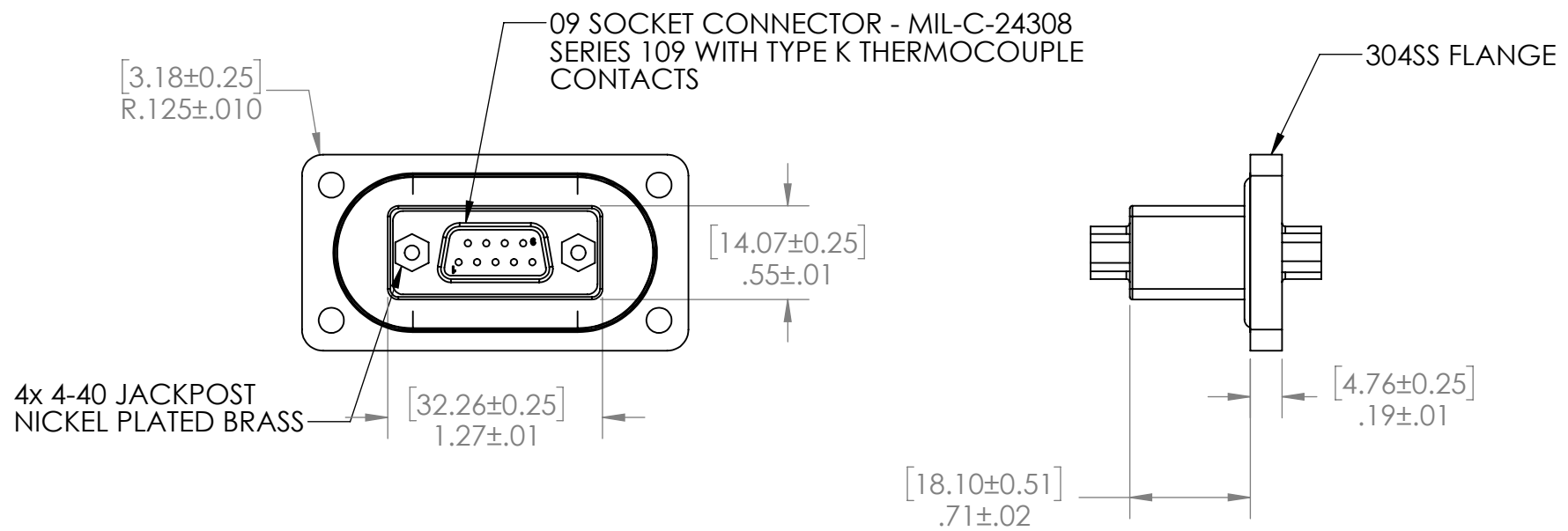
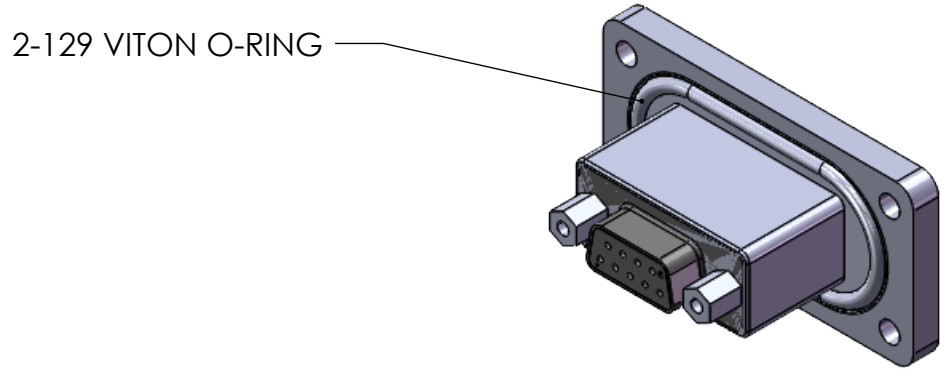


REVISIONS				
ZONE	REV.	DESCRIPTION	DATE	APPROVED
	A	INITIAL RELEASE	04Nov2021	MN
	B	UPDATED CONTACT NOTE	18Feb2022	MN



- NOTES:
1. ODD CIRCUITS 1, 3, 5, ...9 WITH COPPER(+) CONTACTS AND WIRE. EVEN CIRCUITS 2, 4, 6, ...8 WITH CONSTANTIN(-) CONTACTS AND WIRE.
 2. HELIUM LEAK TEST @ 1 ATM 1X10⁻⁸ STD-CC/SEC OR BETTER, VACUUM ON O-RING SIDE.
 3. HYPOT 500VDC 500 MEGOHMS .01 SECOND MINIMUM.
 4. CONTINUITY TEST <3 Ohms CONNECTOR SHELL TO CONNECTOR SHELL (ISOLATED FROM SS FLANGE).
 5. SEAL OPERATING TEMPERATURE -20C TO 130C.
 6. SEE DRAWING CCSDxxF (09 PIN) FOR BULKHEAD CUTOUT.
 7. DIMENSIONS ARE INCHES [MILLIMETERS], MILLIMETERS SHOWN FOR REFERENCE ONLY.
 8. CUSTOM SIZES, WIRE OR FIBER OPTIC CONFIGURATIONS, & TESTS AVAILABLE, PLEASE CONTACT RHS FOR MORE INFORMATION.

UNLESS OTHERWISE SPECIFIED:	NAME	DATE
DIMENSIONS ARE IN INCHES	DRAWN	KS 04Nov2021
TOLERANCES:	CHECKED	
FRACTIONAL ±1/16	ENG APPR.	MN 04Nov2021
ANGULAR ±.5	MFG APPR.	
X. ±1 .X ±.1	Q.A.	
.XX ±.02 .XXX ±.005	PROPRIETARY AND CONFIDENTIAL	
INTERPRET GEOMETRIC TOLERANCING PER:	THE INFORMATION CONTAINED IN THIS DRAWING IS THE SOLE PROPERTY OF RELIABLE HERMETIC SEALS. ANY REPRODUCTION IN PART OR AS A WHOLE WITHOUT THE WRITTEN PERMISSION OF RELIABLE HERMETIC SEALS IS PROHIBITED.	
MATERIAL	SEE ABOVE	
FINISH		
DO NOT SCALE DRAWING		



TITLE: CONNECTOR SEAL CCSD09F-S1P1P1V TYPE K		
SIZE B	DWG. NO. 80180	REV B
SCALE: 1:1	WEIGHT:	SHEET 1 OF 1